

Stock Information

Stock Information

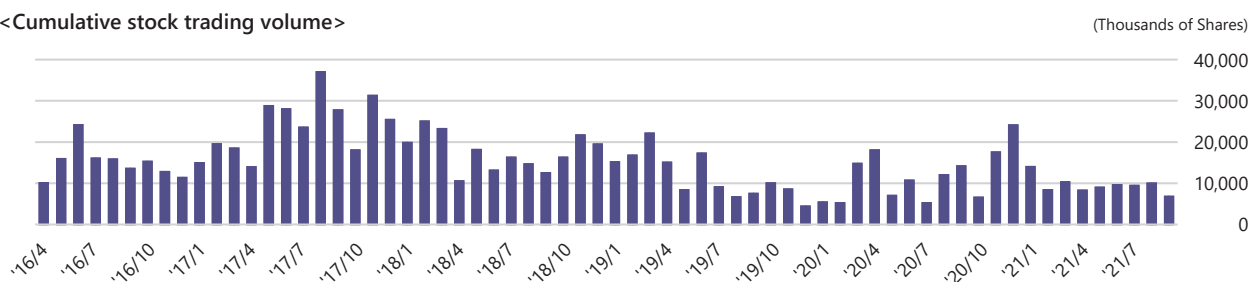
	FY2017	FY2018	FY2019	FY2020	FY2021
No. of shares issued (Shares)	17,819,033	17,819,033	35,638,066	35,638,066	35,638,066
No. of treasury shares (Shares)	331,715	331,982	1,333,548	1,602,454	1,602,518
No. of shareholders (Persons)	3,483	3,370	4,307	4,348	4,320
Cash dividends (Yen)	36	33	17	18	18
Dividend payout ratio	45.6%	35.5%	30.9%	40.0%	33.5%

Stock Price and Volume Trends ^{*1}

<Stock price>



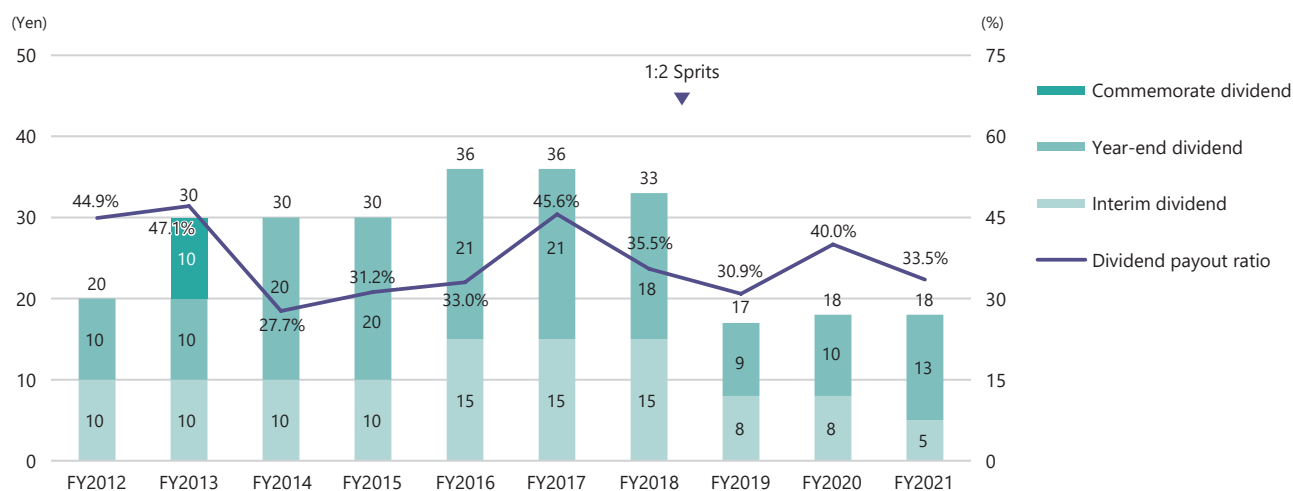
<Cumulative stock trading volume>



	FY2017	FY2018	FY2019	FY2020	FY2021
Highest price (yen)	1,700	1,940	1,734	1,258	1,037
Lowest price (yen)	795	1,295	774	645	593
Closing price (yen)	1,459	1,727	1,005	673	891
Total Market Value of shares (millions of yen)	51,996	61,547	35,816	23,984	31,754
Cumulative stock trading volume (shares)	18,807,800	30,204,800	19,684,100	11,242,100	14,810,300
Dividend yield	1.2%	1.0%	1.7%	2.7%	2.0%
Price earnings ratio	36.97	37.13	18.43	14.95	16.59
Price book-value ratio	2.02	2.30	1.28	0.84	1.05

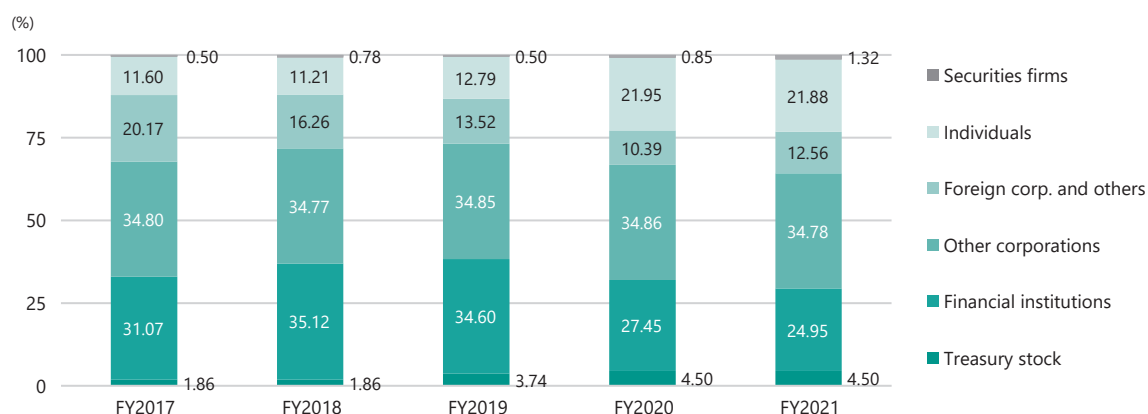
^{*1} Trading values prior to the stock split date have been revised to take into account the stock split.

Dividends per Share ^{*2}



^{*2} The figures in the table show the actual dividend amount.

Distribution of Stockholders



Major Shareholders ^{*3, *4}

Shareholder's name	No. of shares held (Thousands)	Percentage of shares Held (%)
Yushin Industry Co., Ltd.	11,992	35.2
The Master Trust Bank of Japan, Ltd. (Trust Account)	2,238	6.6
Takayo Kotani	1,968	5.8
Miki Murata	1,847	5.4
Custody Bank of Japan, Ltd. (Trust Accounts)	1,725	5.1
The Kyoto Chuo Shinkin Bank, Ltd.	1,088	3.2
Mayumi Kotani	1,040	3.1
Custody Bank of Japan, Ltd. (Trust Accounts9)	955	2.8
RBC IST 15 PCT NON LENDING ACCOUNT - CLIENT ACCOUNT	860	2.5
MUFG Bank, Ltd.	849	2.5

^{*3} As of September 30, 2021

^{*4} Excluding 1,602,646 of treasury shares from the above table.