

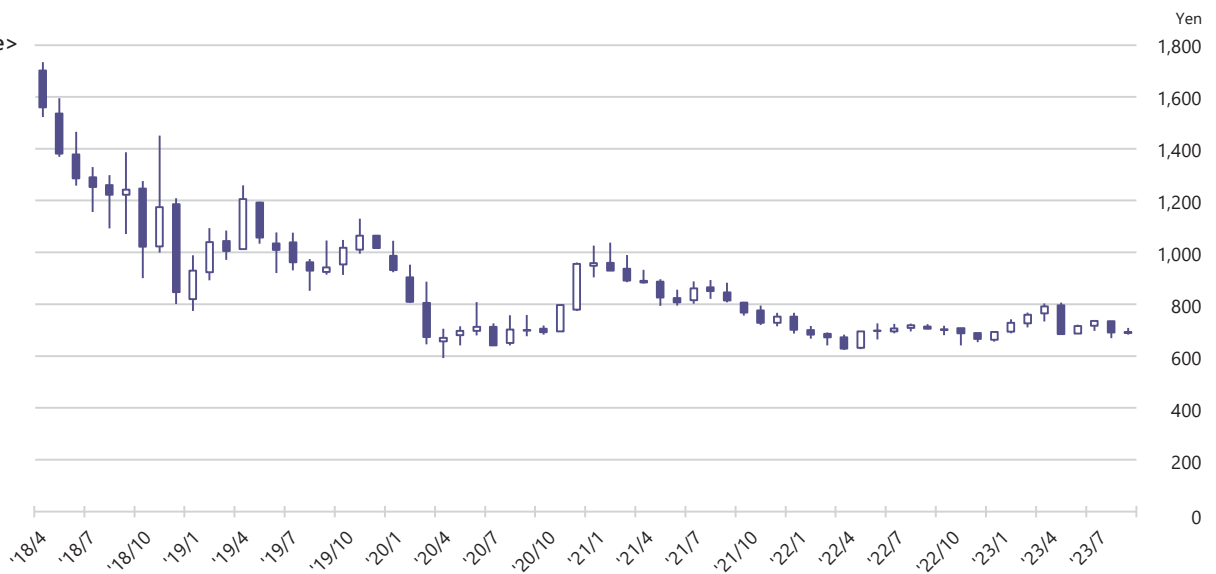
# Stock Information

## Stock Information

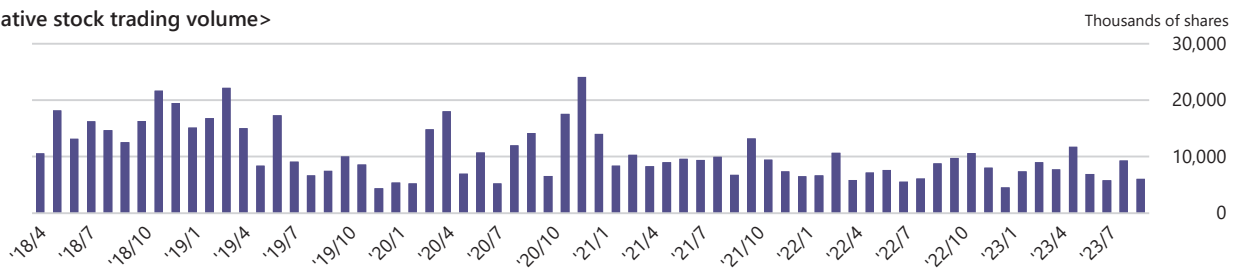
	FY2019	FY2020	FY2021	FY2022	FY2023
No. of shares issued (Shares)	35,638,066	35,638,066	35,638,066	35,638,066	35,638,066
No. of treasury shares (Shares)	1,333,548	1,602,454	1,602,518	1,602,804	1,603,076
No. of shareholders (Persons)	4,307	4,348	4,320	5,316	6,624
Cash dividends (Yen)	17	18	18	19	30
Dividend payout ratio	30.9%	40.0%	33.5%	30.6%	53.1%

## Stock Price and Volume Trends

<Stock price>

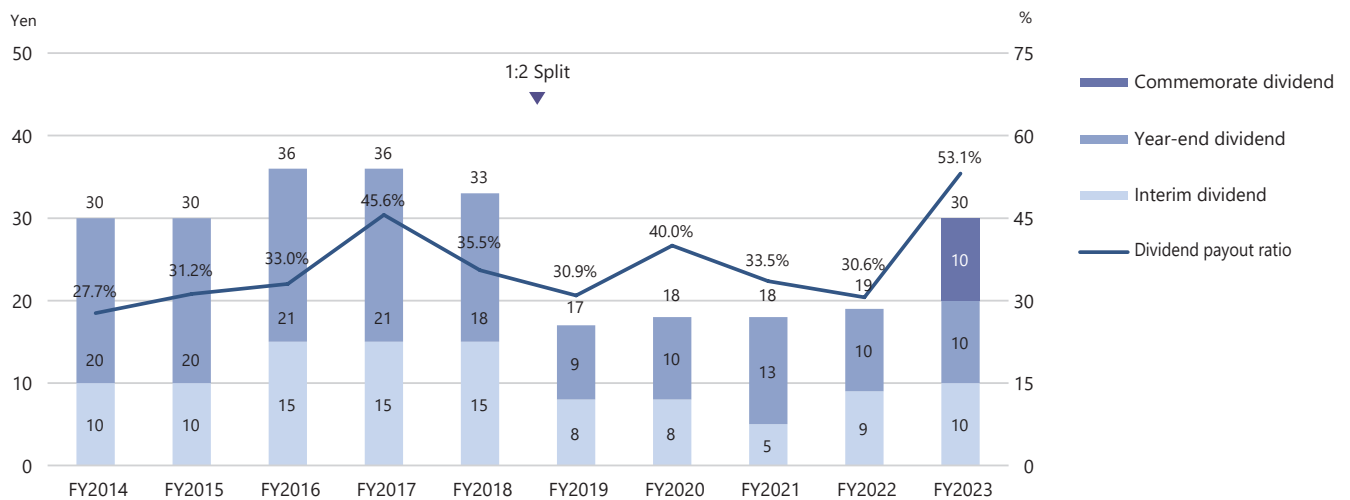


<Cumulative stock trading volume>



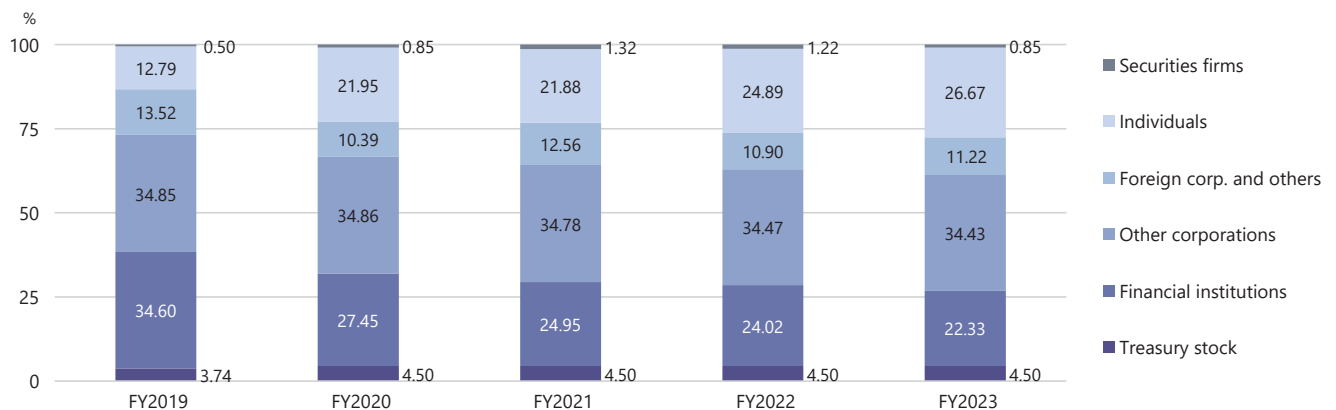
	FY2019	FY2020	FY2021	FY2022	FY2023
Highest price (Yen)	1,734	1,258	1,037	933	768
Lowest price (Yen)	774	645	593	641	623
Closing price (Yen)	1,005	673	891	672	759
Total market value of shares (Millions of yen)	35,816	23,984	31,754	23,949	27,049
Cumulative stock trading volume (1,000 shares)	19,684	11,242	14,810	10,683	9,048
Dividend yield	1.7%	2.7%	2.0%	2.8%	4.0%
Price earnings ratio<PER>	18.43	14.95	16.59	10.83	13.43
Price book-value ratio<PBR>	1.28	0.84	1.05	0.74	0.80

## Dividends per Share <sup>\*1</sup>



<sup>\*1</sup> The figures in the table show the actual dividend amount.

## Distribution of Stockholders



## Major Shareholders<sup>\*2, \*3</sup>

Shareholder's name	No. of shares held (Thousands)	Percentage of shares held (%)
Yushin Industry Co., Ltd.	11,992	35.2
"The Master Trust Bank of Japan, Ltd.(Trust Account)"	2,592	7.6
Takayo Kotani	1,968	5.8
Miki Murata	1,847	5.4
Custody Bank of Japan, Ltd. (Trust Accounts)	1,253	3.7
The Kyoto Chuo Shinkin Bank, Ltd.	1,088	3.2
Mayumi Kotani	968	2.8
RBC IST 15 PCT NON LENDING ACCOUNT - CLIENT ACCOUNT	862	2.5
MUFG Bank, Ltd.	849	2.5
STATE STREET BANK AND TRUST COMPANY 505001	832	2.4

<sup>\*2</sup> As of March 31, 2023

<sup>\*3</sup> Excluding 1,603,076 of treasury stock from the above table.